




GAMMA Series

GWTA6 G-Build Engine

GWTA6 15, GWTA6 18

*Power range: 121–147 kW; 162–197 bhp
Fixed speed; full-load speed ranges: 1500 and 1800 r/min*

Turbocharged heavy-duty G-Build diesel engine



Special Attributes

- ✓ continuous operation in ambient temperatures up to 52 °C (122 °F)
- ✓ cold-start down to -10 °C (14 °F)
- ✓ 400-hour service intervals

Engine Characteristics

- diesel-fuelled
- six cylinders
- direct injection
- water-cooled
- turbocharged and intercooled
- standard oil and fuel filters
- 12V electric start (optional 24V)
- anticlockwise rotation, looking on the flywheel end
- SAE 10" and 11.5" flywheel
- SAE3 flywheel housing
- radiator with fan guard

Design Features and Equipment

- cast-iron crankcase
- self-vent fuel system
- inline fuel injection pump
- electronic governing
- flywheel with ring gear
- air cleaner
- low oil-pressure switch
- spin-on lubricating-oil filter
- fuel filter/agglomerator
- inlet and exhaust manifolds
- operators' handbook

Warranty

- standard: two years
- optional: five years (conditions apply)

Technical Data			
		GWTA6 15	GWTA6 18
Number of cylinders		6	
Firing order (number 1 cylinder is at the gear case end)		1 5 3 6 4 2	
Type of fuel injection		direct injection	
Aspiration		turbocharged and intercooled	
Direction of rotation, looking on the flywheel end		anticlockwise	
Nominal cylinder bore	mm	100	
	in	3.94	
Stroke	mm	127	
	in	5	
Total cylinder capacity	litre	5.99	
	in ³	365.2	
Compression ratio		16.0:1	
Rated maximum full-load speed (r/min)		1500	1800
Mean piston speed	m/sec	6.35	7.62
	f/sec	20.8	25.0
Oil consumption		maximum 0.2% of fuel consumption	

Power (to ISO 3046)¹, Torque and Fuel Consumption²				
		r/min	1500	1800
Continuous power		kW	121	134
		bhp	162	180
Overload power		kW	134	147
		bhp	180	197
Fuel consumption (continuous power)	litres/hour	100% power	31.3	35.1

1. Power ratings are measured at the flywheel end.
2. Power ratings and fuel consumption figures apply to a fully run-in, non-derated engine without a radiator and fan fitted, and without power-absorbing accessories or transmission equipment.

Rating Definitions, to ISO 3046

Fixed speed power: continuous power (ICN)

The power in kW which the engine is capable of delivering continuously at the stated crankshaft speed, under conditions of 100 kPa barometric pressure, 30% relative humidity and 25 °C air inlet temperature, provided that the engine is overhauled and maintained in good operating condition and that fuel to BS EN 590 Class A1 or A2, and lubricating oils to the correct performance specification and viscosity classification as recommended by Lister Petter Limited, are used.

Fixed speed power: overload power (ICXN)

The maximum power in kW which the engine is capable of delivering intermittently at the stated crankshaft speed for a period not exceeding one hour in any period of twelve hours continuous running, immediately after working at the continuous power, under the conditions specified in (1) above.

Variable speed: fuel-stop power, continuous power (IFN)

The maximum power in kW which an engine is capable of delivering continuously at stated crankshaft speed, under the conditions as specified in item 1, with the fuel limited so that the fuel stop power cannot be exceeded.

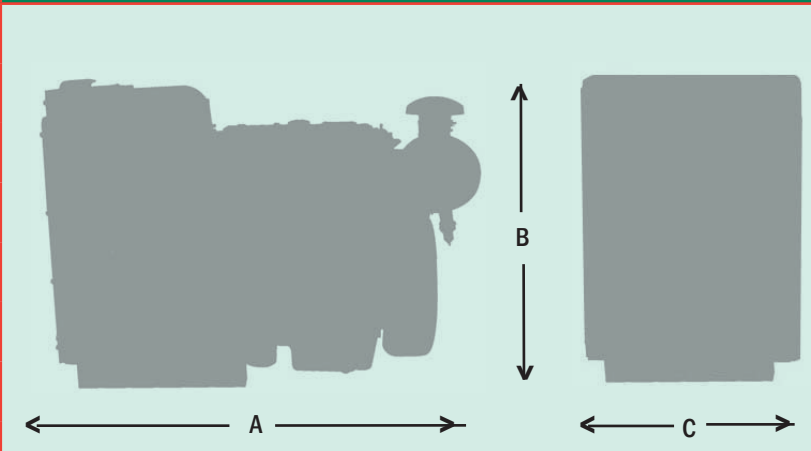
Variable speed: fuel-stop power, intermittent power (IOFN)

The maximum power in kW which an engine is capable of delivering intermittently at the stated crankshaft speed, for a period not exceeding 1 hour in any period of 12 hours continuous running immediately after running at the Continuous Fuel Stop Power rating.


De-rating

For non-standard site conditions, reference should be made to relevant BS, ISO and DIN standards.

The overload capability applies to a fully run-in engine. This is normally attained after a running period of about 50 hours.

Approximate Dimensions and Weight			
	Dry Weight	kg	730
		lb	1609
	Length (A)	mm	1650
		in	65.0
	Height (B)	mm	1064
		in	41.9
	Width (C)	mm	800
		in	31.5

A comprehensive range of options allows you to select a specification that matches your requirements. Please ask your Lister Petter distributor. (See panel below left.)

<p style="text-align: center; color: #008000;">Distributor's Address</p>	<div style="text-align: center;">  </div> <p style="text-align: center; color: #008000;">UK</p> <p style="text-align: center;">Lister Petter Limited, Dursley, Gloucestershire GL11 4HS England; Tel: +44 (0)1453 544141; fax: +44 (0)1453 546732 E-mail: sales@lister-petter.co.uk http://www.lister-petter.co.uk</p> <p style="text-align: center; color: #008000;">USA</p> <p style="text-align: center;">Lister Petter Americas Inc. 815 E. 56 Highway, Olathe, Kansas 66061 USA Tel: +1 913 764-3512; fax: +1 913 764-5493 E-mail: info@lister-petter.com; http://www.lister-petter.com</p> <p style="text-align: center; color: #008000;">France</p> <p style="text-align: center;">Lister Petter France, 17 Avenue de l'Escouvrier, Zone d'Activités, 95842 Sarcelles Cedex, France Tel: +33 (0)1 39330420; fax: +33 (0)1 34195760 E-mail: commercial@lister-petter-france.fr</p> <p style="text-align: center; color: #008000;">India</p> <p style="text-align: center;">Lister Petter India (P) Ltd, 32/2/5/1, Kondhawa (BK), Pune 411048 India Tel: +91 20 2693 2688/3644/3645; fax: +91 20 2693 3286 Email: smith@listerpetterindia.com</p> <p style="text-align: center; color: #008000;">China</p> <p style="text-align: center;">Lister Petter China, Jinan Fuqiang Power Co. Ltd, Shandong Zhangqiu Industrial Area, Jinan 250220, P.R. China Tel: +86 531 8558 4852; fax: +86 531 8558 4820</p>
---	---

Lister Petter have made efforts to ensure that the information in this data sheet is accurate but reserve the right to amend specifications and information without notice and without obligation or liability.